



**HITECH**  
STEEL INDUSTRIES  
FENCE & STEEL

# Hi Secure 476 Double

## DOUBLE PROFILED MESH FENCING SYSTEM

1

Easy fixing security clips

2

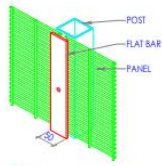

30 mm projecting spikes

3

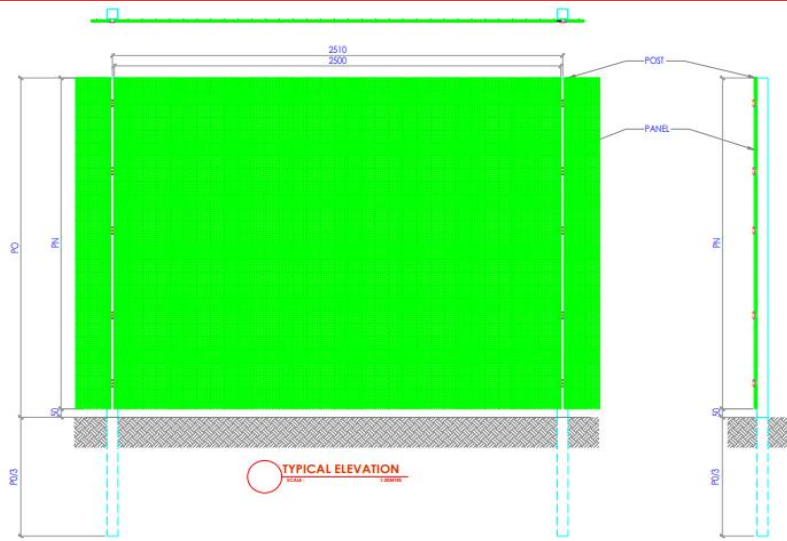
Fully resistant welded joints

4

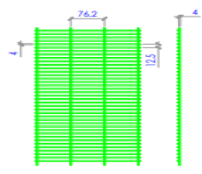
Galvanized and Polyester Powder Coated



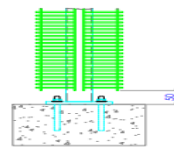
ISOMETRIC VIEW



TYPICAL ELEVATION



MESH DETAIL



BASE PLATED

### FINISH

- Hot dip galvanized to BS EN ISO 1461 as standard
- Hot dip galvanized and powder coated to BS EN 13438
- Marine coat for installations within 500m of salt water or an estuary

### FEATURES

- Compatible with barbed wire, razor wire, or Rota spikes.
- Includes wall fixing plates, base plated, and cranked posts.
- Features 76.2\*12.5mm center mesh with a 50mm gap, made of 4mm vertical and horizontal wires.
- Provides additional security by preventing unauthorized climbing.
- Offers strength and security without an intimidating appearance.
- Unique panel-to-post fixings resist tampering.
- Adjustable to accommodate sloping ground.
- Available in single leaf and double leaf configurations.
- Panels can be combined with a privacy screen for enhanced privacy and security.
- Panels can be stacked to create a taller fence.
- Heavy welded mesh panels ensure rigidity and long-lasting performance.
- Available in unlimited colors to match your aesthetic preferences.

### SUITABLE FOR

- Residential area
- Commercial properties
- Police Stations
- Airports
- Ministry of Defense
- Solar Sites
- Retail Premise

CALL +966 555 015 793 OR VISIT [HITECHFENCE.COM](http://HITECHFENCE.COM)

# Hi Secure 476 Double

## DOUBLE PROFILED MESH FENCING SYSTEM

### DESCRIPTION

The Hi Secure 476 Double fencing system comprises three major elements: Posts, Panels, and Fittings.

#### Posts

Hi Secure 476 Double is designed to secure properties of varying scales, with its name inspired by its hollow steel posts. These posts come in measurements of 50x50mm, 60x60mm, or 50x100mm, depending on the fence's height, providing the necessary strength to withstand pressure and force. The posts determine the fence's length and offer several mounting options:

- Over-length set in the ground
- Base plated for bolting onto concrete
- Cranked for wall mounting
- Covered with a plastic cap on top
- Extended with a 45-degree crank on top
- Extended with a double (Y) crank on top

#### Panels

The mesh between the posts is known as a panel. These wire mesh panels are 2500mm wide, made with double panel of 4mm vertical and horizontal wires welded together, forming rectangular openings of 76.2x12.5mm with a special 2D profile for additional reinforcement. The standard panel heights are 950mm, 1450mm, and 1950mm, and can be stacked to create a fence up to 6000mm high.

To enhance security and prevent climbing, options include:

- 30mm projecting spikes
- 3 or 6 barbed wires
- 3 or 6 barbed wires with a concertina role

The tensile strength of the wires is a minimum of 500 N/mm<sup>2</sup>, with the welding strength at least 50% of the total tensile strength of the wire, in compliance with EN 10223-7.

#### Fittings

The system uses rigid 40x50mm metal clips or 50x5mm flat bars along the full length of the post to secure the welded steel mesh panels. These fittings are bolted every 400mm using 8mm diameter round head bolts.

#### Gates

Matching single leaf and double leaf gates are available for the Hi Secure 476 Double fencing system. These gates come with a variety of opening mechanisms and can be manually or automatically operated.

### PANEL DIMENSIONS

Panel Heights	950,1450,1950 mm <small>(can stacked above one another to deliver up to 6000 mm high fence.)</small>
---------------	---

Panel Widths	2500mm
--------------	--------

Mesh Size	76.2 x 12.5mm
-----------	---------------

Wire Diameter	4mm
---------------	-----

Profiles	N/A
----------	-----

Top Edge Projection	30mm <small>(Can be inverted for flush edges)</small>
---------------------	--

	40 x 40mm SHS <small>(up to 6000mm)</small>
--	---

Post	60 x 60mm SHS <small>(up to 6000mm)</small>
------	---

	50 x 100mm SHS <small>(up to 6000mm)</small>
--	--

Post Centers	2500mm
--------------	--------

### STANDARD COLORS

BLACK	RAL 9005
-------	----------

GREEN	RAL 6005
-------	----------

Other colors are available on request