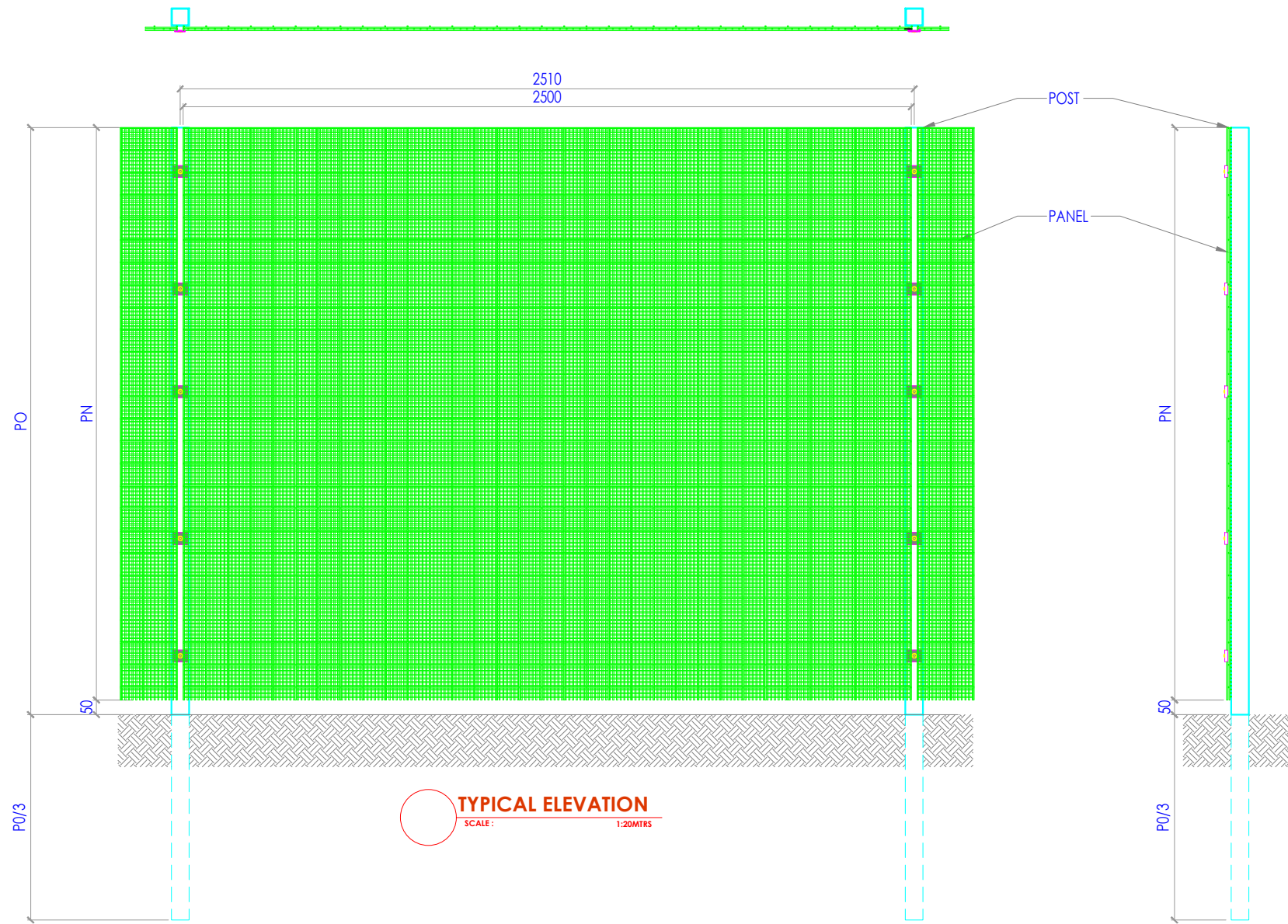
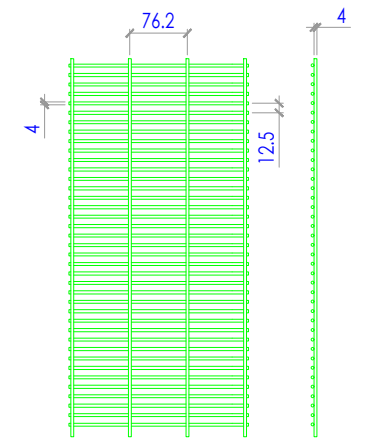


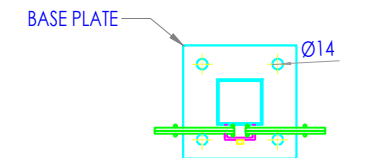
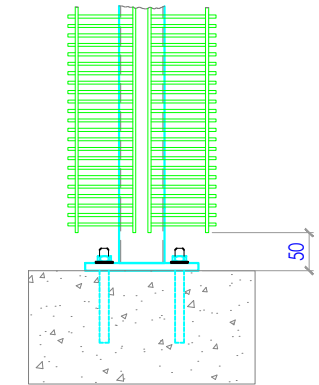
ISOMETRIC VIEW
OPTION 2



TYPICAL ELEVATION
SCALE: 1:20MTRS



MESH DETAIL
SCALE: 1:10MTRS



BASE PLATED
OPTIONAL

NOTE:

1. ALL DIMENSIONS ARE IN MILLIMETERS UNLESS OTHERWISE NOTED.

FINISH:

2. HOT DIP GALVANIZED TO BS EN ISO 1461
3. HOT DIP GALVANIZED AND POWDER COATED TO BS EN 13438
4. MARINE COAT FOR INSTALLATIONS WITHIN 500M OF SALT WATER OR AN ESTUARY

MATERIAL LIST:

ITEM CODE	POST HEIGHTS (PO)	PANEL HEIGHTS (PN)	POST SIZES	WIRE DIA	MESH OPENING	POST BASE PLATED	POST EMBEDDED IN GROUND
HISECURE476DOUBLE100	1000 mm	1x950 mm	50x50x2 mm	4mm	76.2x12.5mm	√	√
HISECURE476DOUBLE150	1500 mm	1x1450 mm	50x50x2 mm	4mm	76.2x12.5mm	√	√
HISECURE476DOUBLE2000	2000 mm	1x1950 mm	60x60x2 mm	4mm	76.2x12.5mm	√	√
HISECURE476DOUBLE2400	2450 mm	1x950 mm 1x1450 mm	60x60x2 mm	4mm	76.2x12.5mm	√	√
HISECURE476DOUBLE2900	2950 mm	2x1450 mm	60x60x2 mm	4mm	76.2x12.5mm	√	√
HISECURE476DOUBLE3900	3950 mm	2x1950 mm	50x100x2 mm	4mm	76.2x12.5mm	√	√
HISECURE476DOUBLE5850	5900 mm	3x1950 mm	50x100x2 mm	4mm	76.2x12.5mm	√	√

SUPPLIER:



EXIT 13 AL KHARJ ROAD 2ND INDUSTRIAL AREA RIYADH
PO BOX 325752 RIYADH 11371
TEL. NO.: 011 208 007 FAX NO.: 011 291 4419

CLIENT:

HITECH HISECURE 476 DOUBLE

DESIGNED BY: MJI	DRAWING TITLE: GENERIC HI SECURE 476 DOUBLE	PAPER SIZE: A3	SHEET NO.: 01
DRAWN BY: RAMEEZ	DRAWING NO.: HIWELD HISECURE 476 DOUBLE - 000	REV. NO.: A	SCALE: AS SHOWN
CHECKED BY: ADT			DATE: 26-04-2022
APPROVED BY: MJI			